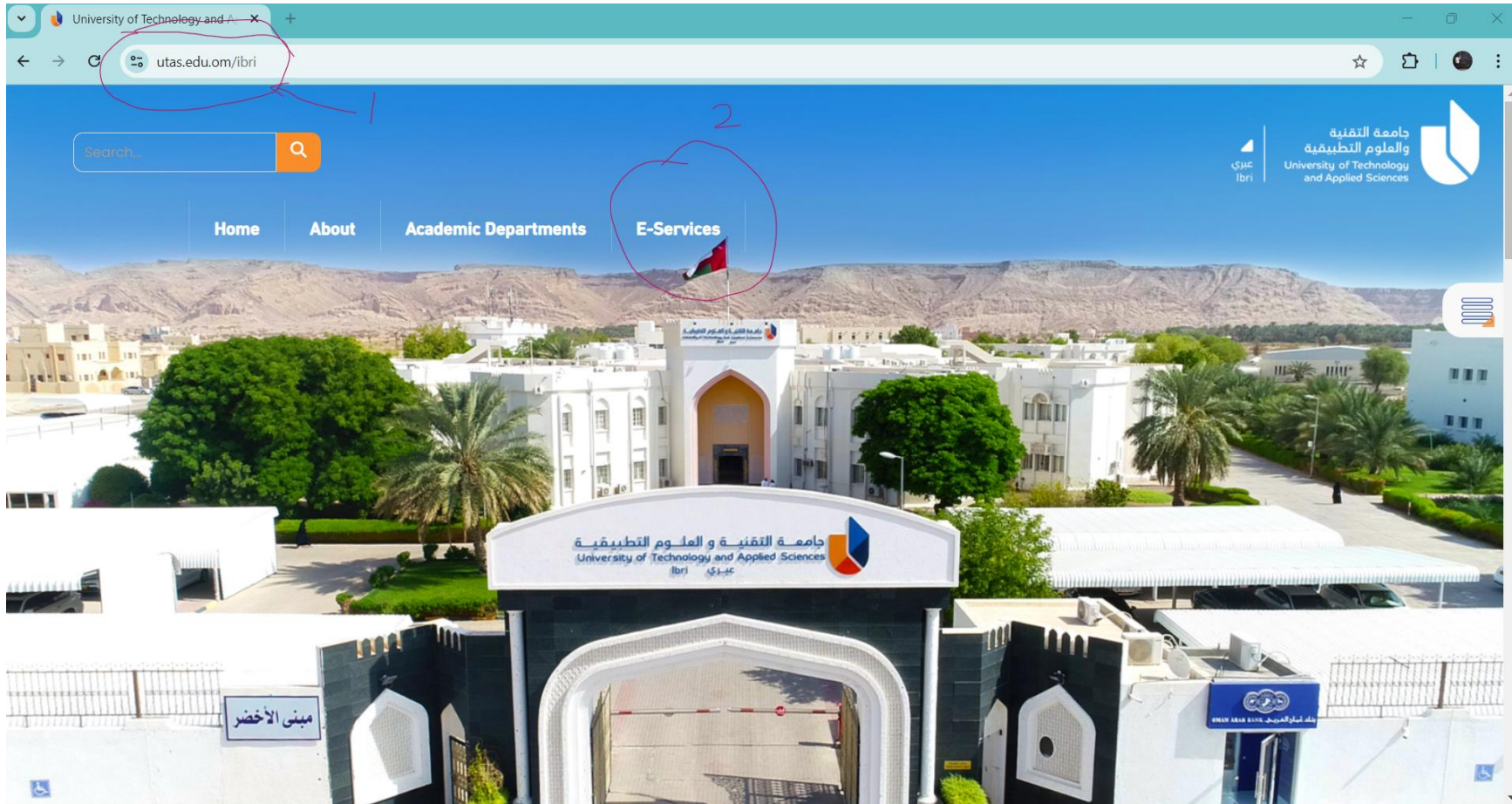



Step 1: write “utas.edu.om/ibri ” in any browser.

Step 2: click on “ E-Services”






### Step 3: Click on Moodle logo as shown in the below image




3

**Login**

**Password**  
.....

**University Number / UTAS Account**  
U250

**Captcha**  
 I'm not a robot   
reCAPTCHA  
Privacy - Terms

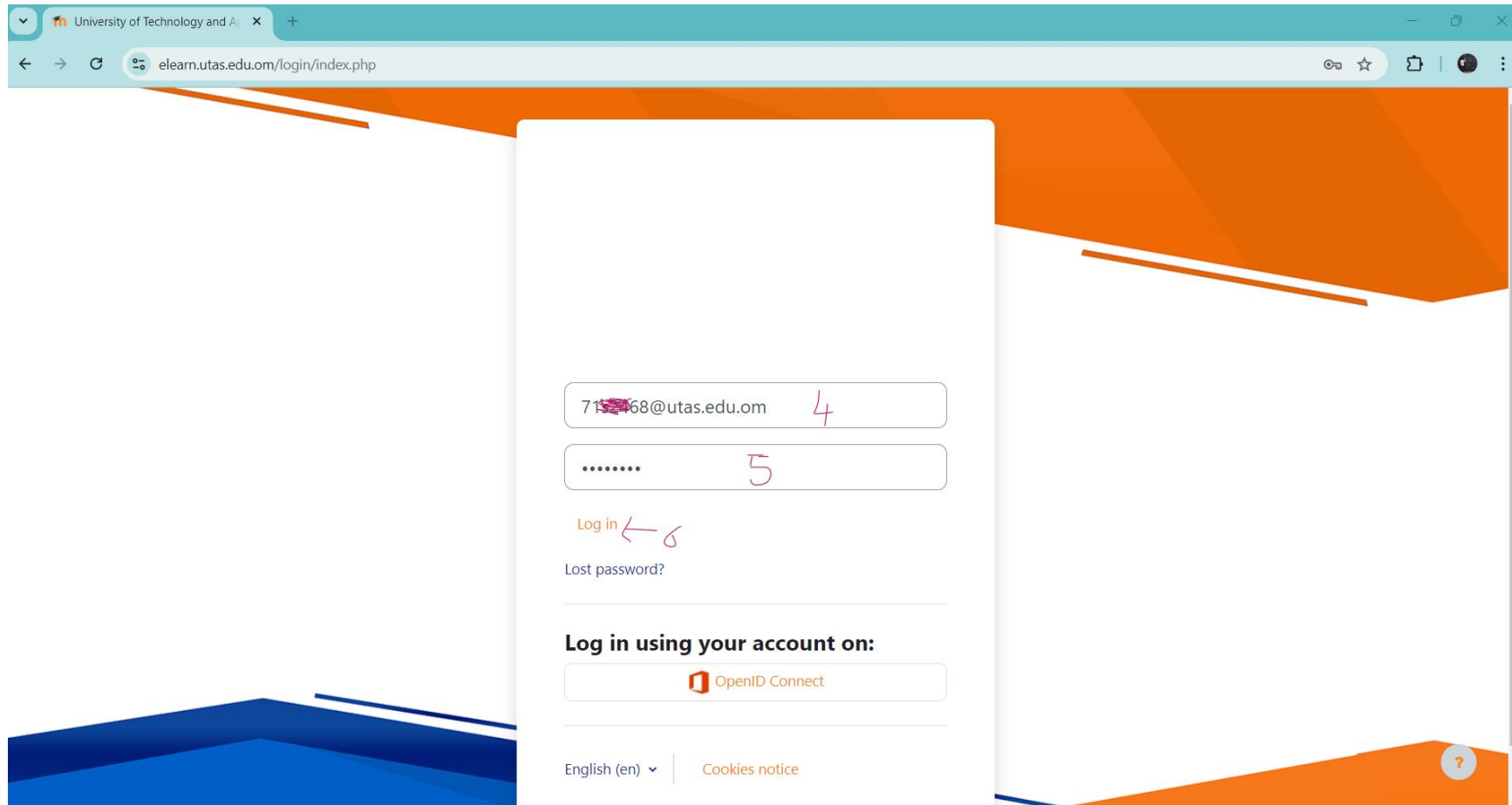
**Login**  Remember Me

[Click Here if you face Login issue](#) ●  
[Visitors E-Services](#) ●

Step 4: User name is university email ID (in the place 4)

Step 5: Password is civil ID (in the place 5)

Step 6: click “ log in ”



## Step 7: Click on “ My courses”



Welcome, SHUHD! 🙌



Can't find data record in database table course\_categories.

[More information about this error](#)

[Continue](#)





# Step 8: click on “ MPT fall 2024-25”



## My courses

### Course overview

All  Sort by course name

 <p>English Placement Test_Batch 2 Placement Test 2024/2025</p> <p>0% complete</p>	 <p>MPT Fall 2024-25 Session 2 Placement Test 2024/2025</p> <p>0% complete</p>
---	--



# Step 9: Click on “ Mock Test” to practice for Math placement exam

The screenshot shows a web browser window with the URL `elearn.utas.edu.om/course/view.php?id=10290`. The page title is "MPT Fall 2024-25 Session 2". The navigation menu includes "Home", "Dashboard", "My courses", and "E-Resources". The sidebar on the left lists "Mathematics Placement Te...", "Announcements", "MOCK TEST", and "Topic 1" through "Topic 10". The main content area has tabs for "Course", "Participants", "Grades", and "Competencies". Under the "Course" tab, there is a section titled "Mathematics Placement Test - Prepared by UTAS - AL MUSSANAH" with a "Collapse all" link. Below this, there are two items: "FORUM Announcements" and "QUIZ MOCK TEST". The "QUIZ MOCK TEST" item is circled in pink, and a pink arrow labeled "9" points to it. Below the quiz item, there is a box with the text: "Opened: Sunday, 1 September 2024, 9:00 AM" and "Closes: Thursday, 12 December 2024, 8:00 AM". To the right of the quiz item is a "Mark as done" link. Below the quiz item, there are sections for "Topic 1" and "Topic 2". A help icon (?) is visible in the bottom right corner.